

# What's the time?

Write any time that comes between the two times shown.



1:00



1:30

--	--	--



2:00



2:30

--	--	--



7:00



7:30

--	--	--



5:30



6:00

--	--	--



9:00



9:30

--	--	--



9:30



10:00

--	--	--

Remember to take your homework to school to show your teacher.

Your teacher will give you this homework sheet back, so you can keep it at home to play again and again!

# Area and time

Name .....


Children learn best when they are enjoying their work. The games and activities on this homework sheet will help your child with area and with time. Your child will practise:

- finding areas in terms of squares
- reading and writing digital times
- thinking about the order of digital times

Learning is far more successful if it's fun, so be enthusiastic and help your child enjoy the maths. The homework sheets always involve mathematical activities, games and puzzles to be shared. The emphasis is on enjoyment, exploration and discovery.

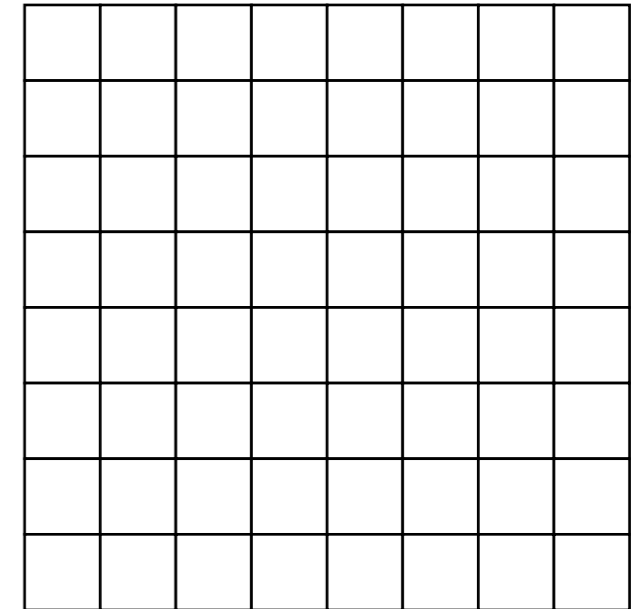
## Find the area

Find the area of the shaded picture of a bird.



The area of the bird picture is  squares.

Now draw your own shape and find the area.




The area of this picture is  squares.

# Morning time

a game for 2 players

## You need

- counters in two colours
- 1–9 number cards



## Before you start

- decide who will have which colour counter
- spread the cards out on the table, face down

## Take turns to

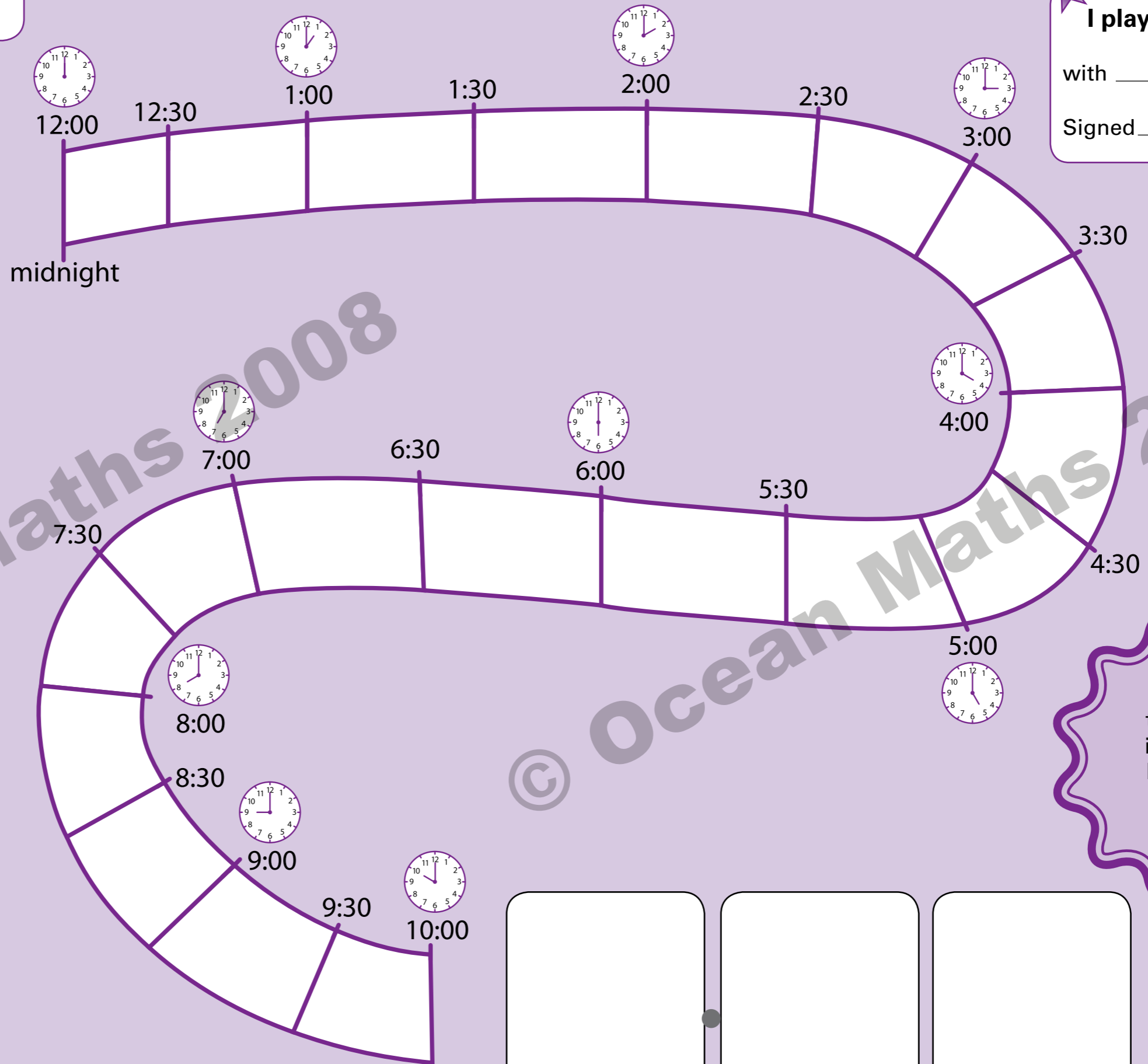
- pick three cards
- arrange them in the boxes to make a time
- say the time you've made, and what you might be doing at that time
- put a counter on the time line in the box nearest that time
- put your cards back, and shuffle them around

Go on until one of you has got three counters next to each other. That player wins. If the time line fills up and no one has three counters next to each other, it is a draw.

## Rules

Only one counter can go in each space; if all the times you can make are used up pick another three cards.

If you can't make a proper time with your cards (for example, if you have cards 7, 8, and 9), pick another three cards.



I played the game

with \_\_\_\_\_

Signed \_\_\_\_\_

Remember to read the instructions before you play the game