

# Clock shop

The clocks and watches in the shop are all wrong.

One is 5 minutes fast.

One is 15 minutes slow

One is 1 minute fast.

One is 9 minutes slow.

One is quarter of an hour fast.

One is 6 minutes slow.

What is the correct time?



Nine minutes past ten.



Five past ten.



Eleven minutes to ten.



Write down the time now \_\_\_\_\_ and the date \_\_\_\_\_

What time and day will it be 100 hours from now?

Remember to take your homework to school to show your teacher.

Your teacher will give you this homework sheet back, so you can keep it at home to play again and again!

# Area and time

Name .....

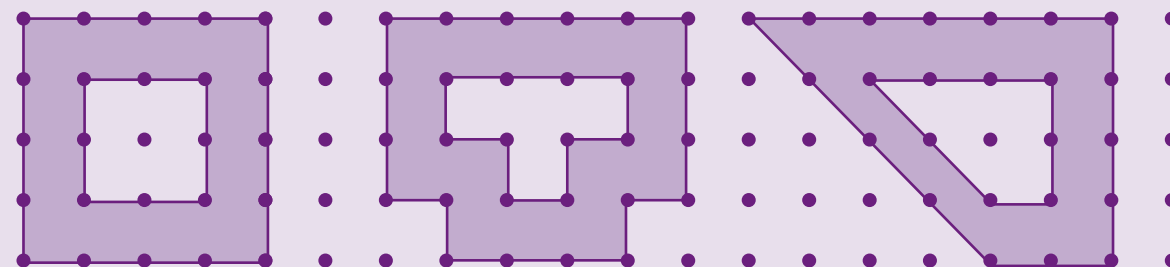
Children learn best when they are enjoying their work. The games and activities on this homework sheet will help your child with area and time. Your child will practise:

- finding areas in terms of square units
- reading analogue and digital times
- calculating times

Learning is far more successful if it's fun, so be enthusiastic and help your child enjoy the maths. These homework sheets always involve maths activities, games and puzzles to be shared. The emphasis is on enjoyment, exploration and discovery.


## Area shapes

The centres of these shapes have an area of 4 square units. Work out the area of each shaded frame.



Area of frame \_\_\_\_\_

Draw 3 of your own shapes with an area of 4 square units. Draw frames round them. Work out the area of each frame.




# Times change

a game for 2 players

## You need

- counters in two colours
- a paper clip
- a pencil



## Before you start

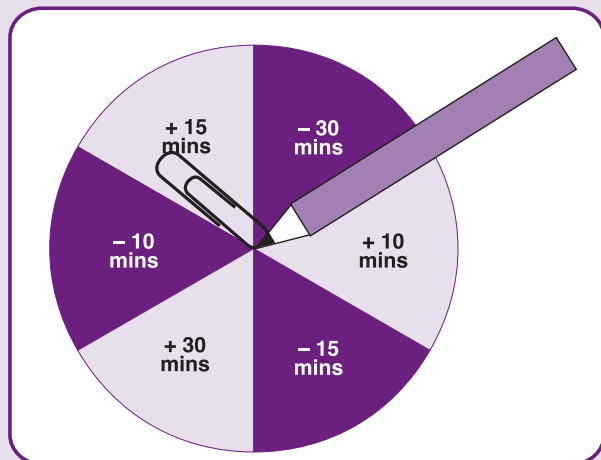
- decide who has which colour counter

## Take turns to

- choose a time from the 'Choosing box' and say what it is
- spin the spinner and read out what it says
- add that time or take it away from the time you chose and say the answer
- if you can, put a counter on that answer on the times grid; if not, (for example, if there is already a counter on that square) miss a turn

The winner is the first person to complete a line of three counters.

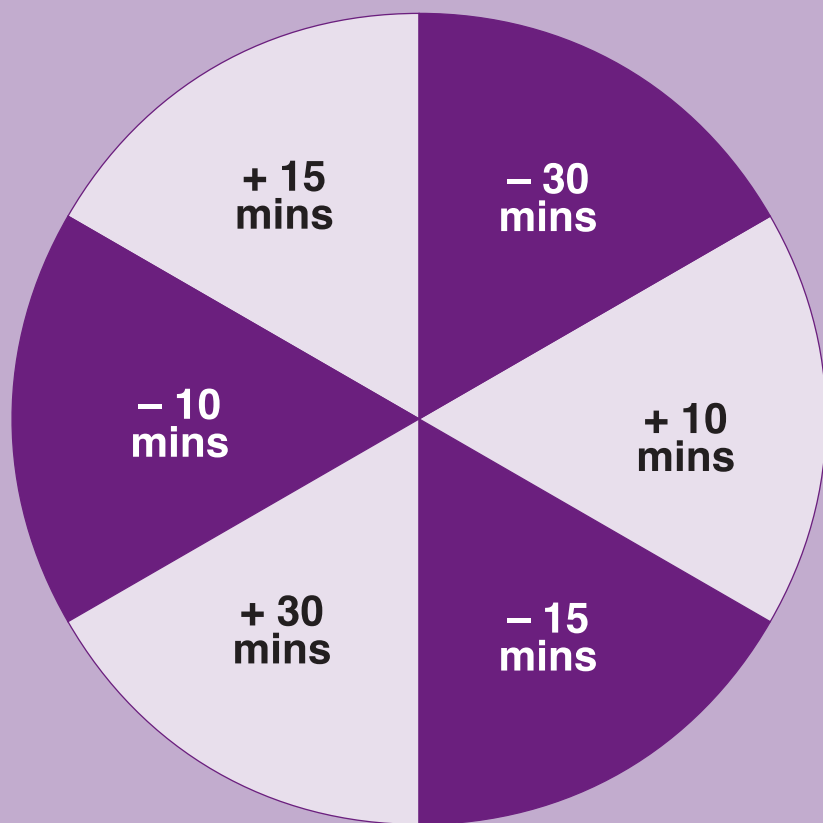
The line can be along a row or column or diagonal.




10:20	9:10	9:30	11:25	9:55
9:25	9:55	9:35	11:00	9:50
9:55	11:20	9:10	10:15	9:30
10:55	9:50	11:00	11:25	10:10
11:40	10:55	10:20	10:35	11:40

Remember to read the instructions before you play the game

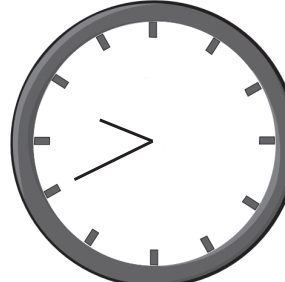
I played the game  
with \_\_\_\_\_  
Signed \_\_\_\_\_




Choosing box



Five past ten



Twenty to ten



Ten past eleven